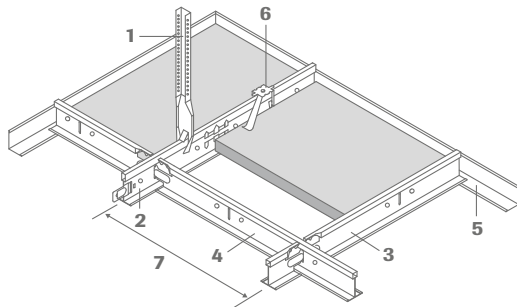


EXPOSED GRID, DEMOUNTABLE  
INCREASED CORROSION PROTECTION

OWAlifetime collection

**OWA**

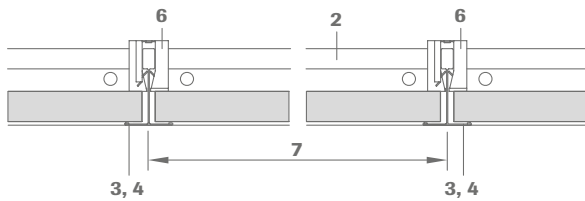
## System S 3e | exposed grid, demountable



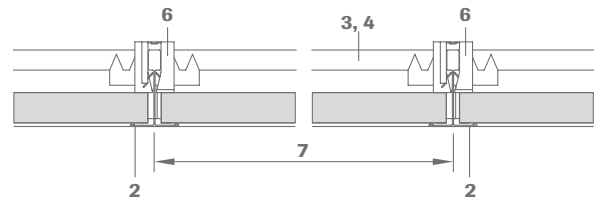
- 1 Hanger no. 17/45KB
- 2 Main tee no. 45KB
- 3 Cross tee no. 46KB
- 4 Cross tee no. 47KB
- 5 Wall angle no. 50KB
- 6 Hold down clip no. 819
- 7 Module size

**Note:** This system is only available from OWA-Amorbach

### Section:

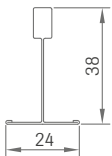


### Cross-Section:



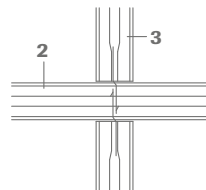
### Section dimension:

No. 45KB, no. 46KB  
and no. 47KB



### Installation:

The cross tees have connection tabs on each end, 2 cross tee sections are inserted into each slot in the main tee section but care must be taken to insert the tabs correctly so that the tees are in correct alignment. The ends of the main tee sections have offset connectors which will lock when engaged.



## Technical data | mineral tiles

### Dimensions

600 x 600 mm, 625 x 625 mm

Other sizes available on request. Subject to minimum quantities and surcharges. See OWAlifetime collection price list.

### Edge details

3

### Designs

Mavroc® Constellation, Mavroc® Harmony and AquaCosmos®

### Thickness

Approx. 15 mm (OWAcoustic® premium)

### Reaction to fire

OWAcoustic® premium tile: A2-s1,d0 in accordance with EN 13501-1

OWAconstruct® suspension parts: A1 in accordance with EN 13501-1

### Metal suspensions

All metal parts protected against corrosion with 275 g zinc/m<sup>2</sup>/side and given an additional 25 µm coating on both sides

### Suspension depth

75 - 100 mm (depending on the existing structural ceiling) for ease of panel removal 120 mm is recommended

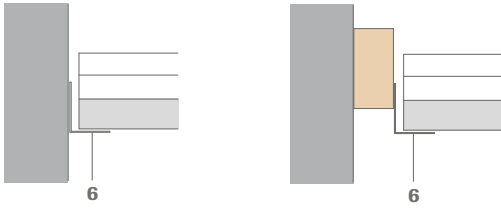
### Corrosion protection

Class C in accordance with EN 13964

### Resistance to fire

On request

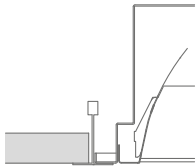
### Wall perimeter:



Other wall connection options and installation details can be found in OWA-Installation Guide no. 801 E.

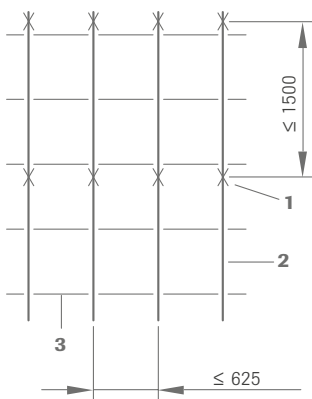
### Light fixtures:

OWA can supply compatible light fixtures for this system.

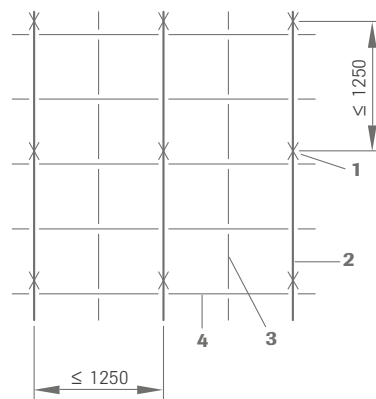


For details of performance, installation and fire resistance please see OWA-brochure no. 9630 e and OWA-Installation Guide no. 801 E.


### Installation examples:



Module 625 x 625 mm



Module 625 x 625 mm



### Attention:

Additional measures must be followed for use in indoor swimming pools and wet rooms. Request our information sheet and contact our consulting department OWAconsult®, or alternatively follow OWA-Installation Guide no. 801 E.

When installing suspended ceilings in rooms according to class C, all construction interfaces must be retreated with Zincor or a commercial aluminium-zinc spray to prevent corrosion (also see section 4.3.1 of OWA-Installation Guide no. 801 E).

## Material requirements per m<sup>2</sup> (approximations)

Dimensions in mm

No.	Description	600 x 600	625 x 625
17/45KB	Hanger	0.7 pce	0.7 pce
45KB	Main tee	0.83 m	0.8 m
46KB	Cross tee	0.83 m	0.8 m
47KB	Cross tee	1.66 m	1.6 m
50KB	Wall angle	depending on room size and shape	
819	Hold down clip	only wind pressure and pull	

## Weight per m<sup>2</sup>:

	600 x 600	625 x 625
Suspension system approx.	1.25 kg/m <sup>2</sup>	1.2 kg/m <sup>2</sup>
Tiles 15 mm approx.	4.5 kg/m <sup>2</sup>	4.5 kg/m <sup>2</sup>

For special situations, for example addition of wool overlays, light fixtures, cold roofs, high humidity and open areas etc., see OWA-Installation Guide no. 801 E. For fire resistant ceilings, the distances between main tee profiles and suspension points must comply with the relevant test reports (see OWA-brochure no. 9500 eu e).

## System description:

### Exposed grid, demountable OWAconstruct® System S 3e (corrosion protection)

#### Quality statement:

OWAacoustic mineral panels are free from harmful materials such as asbestos and formaldehyde. A statement from the German institute for Building Technology is available. The mineral wool used in these panels is biodegradable. The criteria of the zero-ranking as a carcinogenic material in the chemical prohibition ordinance (§ 1 appendix) section 23 bio-persistent fibres are complied with and therefore carries the "RAL-Seal of mineral wool" guarantees.

Mineral tiles according to EN 13964 and DIN 18177:

Air Permeability	Class PM 1
Formaldehyde	FH Class 1
TVOC	Class 1

**Installation** should be carried out in accordance with the information contained in system leaflet S 3e and OWA-Installation Guide no. 801 E. All components are CE labelled.

#### Component list:

OWAconstruct hanger no. 17/45KB  
OWAconstruct main tee no. 45KB  
OWAconstruct cross tee no. 46KB, no. 47KB  
OWAconstruct wall angle no. 50KB  
OWAconstruct hold down clip no. 819

## Product Warranties

The information provided in this leaflet is based on the standards and data available at the time of publication. Any performance, warranties or guarantees provided, expressed or implied, are subject to the exclusive use of OWA components and the installation of those components in accordance with our recommendations. Failure to adhere to these conditions will result in the invalidation of any performance claims, warranties or guarantees and rejection of any liability. OWA reserves the right to make any technical improvements to the products, systems or services without prior notice. **All goods and services are supplied in accordance with our current Terms and Conditions of Sale.** Errors excepted!



# OWA

## Odenwald Faserplattenwerk GmbH

Dr.-F.-A.-Freundt-Straße 3 | 63916 Amorbach  
tel +49 93 73.2 01-0 | info@owa.de  
www.owa-ceilings.com